



Miele

BLANCA

Appliances

121 Shore Street North, Cleveland

G 7185 SCVi XXL

- Fully Integrated Dishwasher
- LCD 1-line text display
- 4.5 star Energy rated
- 6.0 star WELS rated
- WELS registration number D02884
- 14 place settings

KS 7793 D

- FreshTouch
- High-quality TFT colour touch display
- Total Usable Capacity - 296 l
- Refrigeration Section - 198 l
- PerfectFresh Pro Section - 98 l
- Energy rating - 5.5 stars

FNS 7794 E

- FreshTouch controls
- Door hinged right - convertible
- Niche Width 560 - 570
- Total Usable Capacity - 213 l
- IceMaker with mains water connection
- Energy rating - 4 stars

WWD 164

- DirectSensor yellow
- 9kg drum
- Maximum spin speed 1400 rpm
- 12 wash programmes
- Energy rating - 4.5 stars
- WELS rating - 4.5 stars

TWD 364 WP

- DirectSensor yellow
- 9kg drum
- 12 drying programmes
- Energy rating - 9 star

H 7440 BM OBS BLACK

- DirectSensor S with full sensor touch controls
- Fully fledged oven, microwave and combination
- Precise electronic temperature controls from 30 °C to 225 °C
- 13 operating modes

H 7464 BP OBS BLACK

- DirectSensor with full sensor touch controls
- Precise electronic temperature controls from 30 °C to 300 °C
- 16 operating modes
- Pyrolytic cleaning
- 76 l oven with 5 rack levels

KM 7373 FL

- Framless black ceramic glass
- Sensor controls
- 4 induction cooking zones
- 800 mm wide

G 7185 SCVi XXL AutoDos

Fully integrated dishwasher XXL

with automatic dispensing thanks to AutoDos with integrated PowerDisk.



- Wonderful use of space – the 3D MultiFlex tray with more room for your cutlery
- More information options and modern domestic appliance networking – Miele@home
- Completely dry – Miele AutoOpen drying
- Fresh water dishwashers – as little as ?? water consumed in Automatic programme
- Very easy door opening and closing – ComfortClose



EAN: 4002516738374 / Material number: 12423770 / Old Material Number: 21718562GB

Model	
Fully integrated dishwasher	•
60 cm dishwasher	•
XXL dishwasher	•
Design	
Control panel colour	Stainless Steel.
Control panel version	Fully integrated fascia
Control type	Programme selector button
Display	1-line text display
Display colour	White
MultiLingua	•
Convenience	
Networking with Miele@home	•
Automatic dispensing with PowerDisk	•
Door closing aid	AutoClose
Time left display	•
Delay start up to 24 hours	•
In-operation indicator light	optical and acoustic
Display language selection	•
Efficiency and sustainability	
Energy efficiency class (A–G)	B
Water consumption in the Automatic programme in l from	6.0
Water consumption of the ECO programme in litres per programme cycle	8.4
Electricity consumption in the ECO programme in kWh	0.64
Energy consumption of the ECO programme in kWh after 100 programme cycles	64
Consumption value in kWh in the ECO programme with hot water connection	0.40
Duration of ECO programme in minutes	199
Noise emission class	B
Noise emissions in dB(A)	43
EcoFeedback	•
EcoPower Technology	•
Proven hygiene	•
Hot water connection	•
Half load	•
Quality of results	
Fresh water dishwasher	•
SensorDry	•
Active condensation drying	•
BrilliantGlassCare	•
Wash programmes	
QuickPowerWash	•
ECO	•
Automatic	•
ComfortWash 45 °C	•
Intensive 75 °C	•
PowerWash	•

G 7185 SCVi XXL AutoDos

Fully integrated dishwasher XXL

with automatic dispensing thanks to AutoDos with integrated PowerDisk.



EAN: 4002516738374 / Material number: 12423770 / Old Material Number: 21718562GB

ComfortWash+ 55 °C	•
Gentle	•
ExtraQuiet 39 dB(A)	•
Appliance care	•
Rinse out salt	•
Dishwashing options	
AutoDos	•
BottleClean	•
Quick	•
IntenseZone	•
Extra Clean	•
Extra dry	•
Basket design	
Cutlery loading	3D MultiFlex tray
FlexCare glass holder	2
FlexCare cup rack	1
Basket design	ExtraComfort
Number of place settings	14
MultiClip	•
FlexCare Glass & Bottle	•
XL Assist	•
Safety	
Waterproof system	•
Filter indicator light	•
Technical data	
Niche width minimal in mm	600
Niche width max in mm	600
Niche height minimal in mm	845
Niche height maximal in mm	910
Niche depth in mm	550
Appliance width in mm	598
Appliance height in mm	845
Appliance depth in mm	550
Depth with door open in cm	120.5
Net weight in kg	48.0
Total rated load in kW	2.00
Voltage in V	230
Fuse rating in A	10
Number of phases	1
Electrical frequency standard	50
Length of water inlet hose in m	1.50
Length of water drain hose in m	1.50
Length of supply lead in m	1.80
Min. front panel weight in kg	4.0
Max. front panel weight in kg	12.0
Available display languages	
Available display languages via MultiLingua	bahasa malaysia, deutsch, english (AU), english (GB), ? ? ? ? ? ? ? ? , ? ? ? ?

G 7185 SCVi XXL AutoDos
Fully integrated dishwasher XXL
with automatic dispensing thanks to AutoDos with integrated PowerDisk.



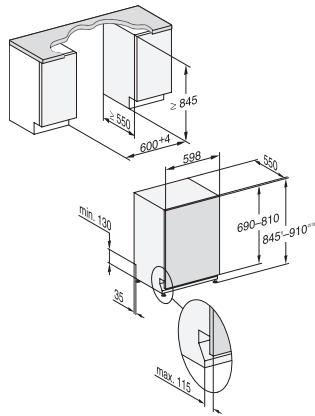
EAN: 4002516738374 / Material number: 12423770 / Old Material Number: 21718562GB

Accessories included	
1 x PowerDisk	•
Voucher for 6 x PowerDisk	•

G 7185 SCVi XXL AutoDos

Fully integrated dishwasher XXL

with automatic dispensing thanks to AutoDos with integrated PowerDisk.



G7000, fully integrated dishwasher, XXL, 60cm
(installation drawing)

1) Plinth height 35-155 mm, 2) Plinth height 100-220 mm, 3) Appliance height max. 970 mm with plinth height conversion kit (Mat.-Nr. 6.394.761),

KS 7793 D

Built-in refrigerator

with PerfectFresh Active, FlexiLight 2.0 and FlexiTray for maximum convenience.



- Fresh 5x longer with active humidification – PerfectFresh Active
- Individually adjustable glass shelf lighting with FlexiLight 2.0
- Uniform temperature distribution inside the appliance – DynaCool
- Easy to remove items thanks to pivotable glass shelf – FlexiTray
- Door shelf heights can be adjusted individually

EAN: 4002516421078 / Material number: 11738410 / Old Material Number: 36779301AUS

Appliance category	
Refrigerator	•
Construction type	
Built-in appliance	•
Integrated appliance	•
Door hinge	right
Convertible door hinging	•
Side-by-side enabled	•
Design	
Refrigeration section lighting	FlexiLight 2,0
Fan lighting	•
Freshness system lighting	•
User convenience	
Networking with Miele@home	•
Freshness system	PerfectFresh Active
Active humidification in top drawer	•
Fine adjustment inner door	•
ComfortClean	•
DynaCool	•
ComfortSize	•
SoftClose	•
SelfClose	•
Control system	
Operating concept	FreshTouch
Fridge compartment can be switched off	No
Independent temperature regulation of fridge and freezer zones	No
Automatic SuperCool	•
No. of temperature zones	2
Sabbath mode	•
Party mode	•
Holiday mode	•
Fridge/Fridge section	
No. of shelves	4
of which illuminated	3
Chrome-plated metal bottle rack	•
No. of crisper drawers	3
Dry back wall	CleanSteel
CompactCase	•
FlexiTray	•
Number of inner door racks for tinned food	3
Door rack for bottles	2
Door shelves	5
Safety	
Lock function	•
Acoustic door alarm	•
Optical door alarm	•
Technical data	
Niche width in mm min.	560
Niche width in mm max.	570

KS 7793 D

Built-in refrigerator

with PerfectFresh Active, FlexiLight 2.0 and FlexiTray for maximum convenience.



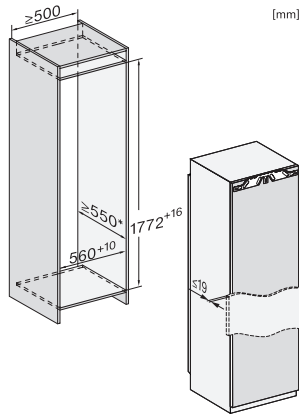
EAN: 4002516421078 / Material number: 11738410 / Old Material Number: 36779301AUS

Niche height in mm min.	1772
Niche height in mm max.	1788
Niche depth in mm	550
Appliance width in mm	559
Appliance height in mm	1770
Appliance depth in mm	546
Weight in kg	68,8
Door hinge technology	Fixed door
Max. door front weight – refrigerator, in kg	26
Climate class	SN-T
including PerfectFresh zone in l	98
Total usable capacity in l	296
Current consumption (mA)	1200
Voltage in V	220-240
Fuse rating in A	10
Number of phases	1
Frequency in Hz	50-60
Length of supply lead in m	2,2
Replacing lamps	Service
Accessories included	
Egg tray	•
PerfectFresh organisation box	•

KS 7793 D

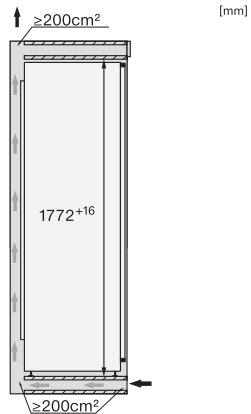
Built-in refrigerator

with PerfectFresh Active, FlexiLight 2.0 and FlexiTray for maximum convenience.



K7733E, K7763E, K7732D, K7732E, K7734F, K7764E, K7743E, K7743D, K7744E, K7773D, K7774D, built-in (footnote*) (drawings)

*The declared energy consumption was calculated in a 560 mm deep niche. The appliance is fully functional in a 550 mm niche but the energy consumption will be slightly higher.



K7733E, K7763E, K7732E, K7734F, K7764E, K7743E, K7743D, K7744E, K7773D, K7774D, side view (installation drawings)

FNS 7794 E

Built-in freezer

with NoFrost and 8 freezer drawers on telescopic runners for max. convenience.



- Ice cubes thanks to the IceMaker with fresh water connection
- Double the convenience with Miele's Ice&PizzaBox
- No icing up of food and no need to defrost thanks to NoFrost
- Optimum and maintenance-free LED lighting in compartment
- Soft closing of the door with SoftClose

EAN: 4002516420668 / Material number: 11738290 / Old Material Number: 37779400AUS

Appliance category	
Freezer	•
Construction type	
Built-in appliance	•
Integrated appliance	•
Door hinge	Left
Convertible door hinging	•
Side-by-side enabled	•
Design	
Freezer compartment lighting	LED
IceMaker lighting	•
User convenience	
Networking with Miele@home	•
NoFrost	•
VarioRoom	•
SoftClose	•
Ice cube maker with mains water connection (IceMaker)	•
Control system	
Operating concept	FreshTouch
Independent temperature regulation of fridge and freezer zones	No
SuperFreeze	•
No. of temperature zones	1
Sabbath mode	•
Party mode	•
Freezer/Freezer section	
Number of freezer drawers	8
of which on runners	6
of which Ice&PizzaBox	2
Safety	
Lock function	•
Acoustic door alarm	•
Acoustic temperature alarm	•
Optical door alarm	•
Optical temperature alarm	•
Power cut indication for freezer section	•
Technical data	
Niche width in mm min.	560
Niche width in mm max.	570
Niche height in mm min.	1772
Niche height in mm max.	1788
Niche depth in mm	550
Appliance width in mm	559
Appliance height in mm	1770
Appliance depth in mm	544
Weight in kg	82,1
Door hinge technology	Fixed door
Max. door front weight – refrigerator, in kg	26
Climate class	SN-T
Total usable capacity in l	213

FNS 7794 E

Built-in freezer

with NoFrost and 8 freezer drawers on telescopic runners for max. convenience.



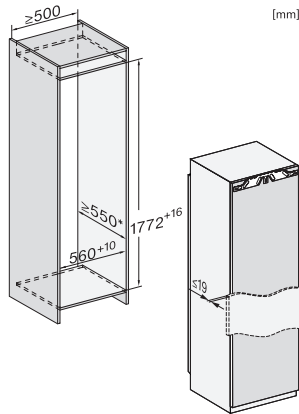
EAN: 4002516420668 / Material number: 11738290 / Old Material Number: 37779400AUS

Current consumption (mA)	1300
Voltage in V	220-240
Fuse rating in A	10
Number of phases	1
Frequency in Hz	50-60
Length of supply lead in m	2,2
Replacing lamps	Service

FNS 7794 E

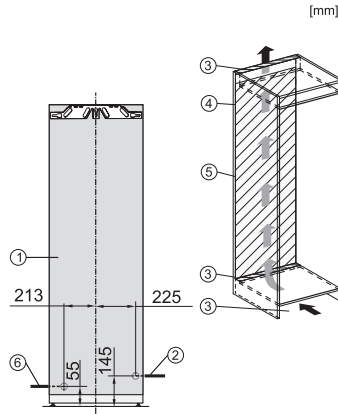
Built-in freezer

with NoFrost and 8 freezer drawers on telescopic runners for max. convenience.



K7733E, K7763E, K7732D, K7732E, K7734F, K7764E, K7743E, K7744E, K7773D, K7774D, built-in (footnote*) (drawings)

*The declared energy consumption was calculated in a 560 mm deep niche. The appliance is fully functional in a 550 mm niche but the energy consumption will be slightly higher.



FNS7794E, FNS7774D, installation (footnote*) (installation drawings)

1. View from the front, 2. Mains connection cable, L = 2100 mm, 3. Mains Ventilation cut-out min. 200 cm², 4. Ventilation, 5. No connections permitted in this area, 6. Water connection L = 2000 mm

WWD 164
Front-loading washing machine



Model/Sales designation	
Load capacity in kg	9
Max. spin speed	1,400
Construction type	
Can be slotted-under/built-under/stacked	•/–/•
Door hinge/convertible	Right/–
Design	
Rotary selector colour	Lotus White
Control panel version	5° incline
Door design	Obsidian black with white ring
Display	DirectSensor yellow, 7 segment
Cleaning performance	
TwinDos	–
PowerWash	–
CapDosing/Stains option	•/–
Gentle laundry care	
Honeycomb drum	•
User convenience	
SteamCare/Pre-ironing	–/•
Delay start up to 24 h/Countdown indicator/Time-of-day display	•/•/–
AddLoad	•
Drum lighting/Choice of language	–/–
Efficiency and sustainability	
Energy efficiency rating	4.5
WELS Water efficiency rating	4.5
Energy consumption in kWh/year	261
Water consumption in l/wash	76
Test program used	Eco 40-60
Hot water connection	–
EcoFeedback function/ProfiEco motor	–/•
Automatic load control/Foam sensing	•/•
Main wash programmes	
Cottons/Minimum iron/Delicates	•/•/•
QuickPowerWash/Express/Express 20	–/–/•
Shirts/Silks/Woolens	•/–/•
Dark garments/Denim	•/•
Proofing/Down duvets/Eco 40–60	•/–/•
Favourites	–
Main wash options	
Water plus/Extra quiet/Extra gentle/Extra rinse/Rinse hold	•/–/–/–/–
SingleWash/Intensive/AllergoWash/Quick/Eco	–/–/–/–/–
Short/Soak/Pre-wash/Pre-ironing/Stains	•/–/•/•/–
Appliance networking	
Miele@home/MobileControl/WiFi Conn@ct	•/•/•
Quality	
Suds container	Stainless Steel
Cast iron counterweights	•
Safety	
Water control system/Waterproof system/Waterproof metal	•/–/–
Safety lock/PIN code	–/•
Technical data	
Appliance dimensions in mm (W x H x D)	596 x 850 x 643
Appliance depth in mm with open door	1077




TWD 364 WP
Tumble dryer



Model/Sales designation	
Load in kg	9
Construction type	
Can be slotted-under/built-under/stacked	•/-/•
Door hinge/convertible	Left/•
Model	
Heat-pump tumble dryer	•
Design	
Rotary selector colour	Lotus White
Control panel version	5° incline
Door design	Obsidian black with white ring
Display	DirectSensor yellow, 7 segment
Drying results	
Perfect Dry/FragranceDos/FragranceDos²	•/•/-
SteamFinish	-
Intelligent drum reversal	•
Gentle laundry care	
Honeycomb drum	•
User convenience	
Integrated condensed water drainage	•
Delay start up to 24 h/Time left display/Time-of-day display	•/•/-
AddLoad	•
Drum lighting/Choice of language	LED/-
Efficiency and sustainability	
Energy efficiency rating	9
Energy consumption in kWh/year	112
EcoFeedback function	-
Maintenance-free heat exchanger/ProfiEco motor	•/•
EcoDry technology	•
Main drying programmes	
Cottons/Cottons – Eco/Minimum iron/Delicates	•/-/•/•
Shirts/Silks handcare/Woollens handcare	•/-/•
Steam care/Gentle smoothing/Pre-ironing	-/-/•
Outerwear/Proofing/Standard pillows/Bed linen	-/•/-/•
Favourites	-
Main drying options	
Freshen up/Turbo/Eco/Quick	-/-/-/-
Anti-crease/Gentle tumble/Buzzer	•/•/-
Appliance networking	
Miele@home/MobileControl/WiFi Conn@ct/Wash2Dry	•/•/•/•
Safety	
PIN code/"Empty out container" indicator/"Clean the filter" indicator	•/•/•
Technical data	
Appliance dimensions in mm (W x H x D)	596 x 850 x 643
Appliance depth in mm with open door	1,077
Standard accessories	
Fragrance flacon	•

KM 7373 FL

Induction hob with onset controls
with flex cooking area for large cookware




- Quick selection via numerical keybank – ComfortSelect
- 4 cooking zones incl. 1 flex cooking area
- A width of 764 mm for surface-mounted or flush-fit installation
- Communication with the cooker hood – automatic Con@ctivity function
- Convenient use of large cookware items thanks to combinable Flex cooking zones

EAN: 4002516733089 / Material number: 12399730 /
Old Material Number: 26737370GB

Heating type	
Heating type	Induction
Construction type	
Independent of cooker	•
Design	
Elegant glass ceramic surface	•
Ceramic surface colour	Black
Flush	•
Surface-mounted installation	•
Cooking zone details	
Number of cooking zones	4
Number of cooking areas	1
Maximum number of pans	4
PowerFlex cooking zones	
No.	2
Type	Flex cooking zone
Size in mm	Ø 110-210
Max. rating in W	2100
Max. Booster power rating in W	3000
1st cooking zone/cooking area	
Position	front left
Type	Dual-circuit ring
Size in mm	Ø 110-220
Max. Booster power rating in W	3000
Max. rating in W	2300
2nd cooking zone/cooking area	
Position	rear left
Type	Dual-circuit ring
Size in mm	Ø 90-160
Max. Booster power rating in W	1850
Max. rating in W	1350
3rd cooking zone/cooking area	
Position	right
Type	Flex cooking zone
Size in mm	210x400
Max. Booster power rating in W	3650
Max. rating in W	3000
User convenience	
Networking with Miele@home	•
Automatic function Con@ctivity	•
Pan and pan size recognition	•
Operation via sensor controls	ComfortSelect
Display colour	Yellow
Permanent pan recognition	•
Stop & Go function	•
Recall function	•
Minute minder	•
Safety switch-off	•

KM 7373 FL

Induction hob with onset controls
with flex cooking area for large cookware

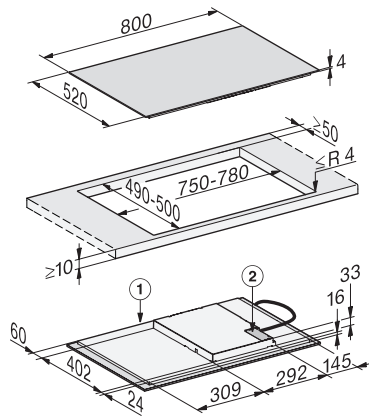


EAN: 4002516733089 / Material number: 12399730 /
Old Material Number: 26737370GB

Auto heat-up	•
Keeping warm	•
Individual setting options (e.g. buzzers)	•
Efficiency and sustainability	
Residual heat utilisation	•
Power rating in off mode in W	0.5
Power rating in standby mode in W	1.0
Power rating in networked standby in W	2.0
Time until automatic switch to off mode in min	20
Time until automatic switch to standby in min	20
Time until automatic switch to networked standby in min	20
Cleaning and care	
Easy to clean ceramic glass	•
Safety	
Safety switch-off	•
Lock function	•
System lock	•
Integrated cooling fan	•
Overheating protection	•
Residual heat indicator	•
Technical data	
Dimensions in mm (width)	800
Dimensions in mm (height)	53
Dimensions in mm (depth)	520
Cutout dimensions in mm (width) with surface-mounted installation	750
Cutout dimensions in mm (depth) with surface-mounted installation	490
Casing height incl. connection box in mm	53
Internal cutout dimensions in mm (width) with flush installation	780
Internal cutout dimensions in mm (depth) with flush installation	500
Weight in kg	11
External cutout dimensions in mm (width) with flush installation	804
External cutout dimensions in mm (depth) with flush installation	524
Total rated load in kW	7.30
Length of supply lead in m	1.4
Voltage in V	230
Frequency in Hz	50-60
Accessories included	
Mains cable	Yes

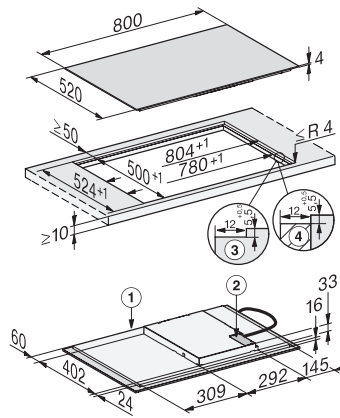
KM 7373 FL

Induction hob with onset controls
with flex cooking area for large cookware



KM7373FL, KM7372FL surface-mounted (*Fußnote)
(Installation drawing)

1) front, 2) Mains connection box, The mains connection cable (L = 1440 mm) is enclosed loose



KM7373FL, KM7372FL flush (*Fußnote) (Installation drawing)

1) front, 2) Mains connection box, The mains connection cable (L = 1440 mm) is enclosed loosely, 3) Step milling natural stone worktop, 4) Wooden strip 12 mm (no supplied accessories)

H 7440 BM Gen 7000 Speed Oven



Model and design	
Built-in compact oven with microwave	•
Design line	PureLine
Colour	Stainless Steel/CleanSteel
Convenience features	
Quick & Gentle	•
Rapid heat-up	•
Pre-heat	•
Keeping warm	•
Operating modes	
Defrost	•
Automatic programmes	•
Auto roast	•
Eco Fan plus	•
Grill	•
Fan plus	•
Microwave	•
Microwave + Auto roast	•
Microwave + Grill	•
Microwave + Fan plus	•
Microwave + Fan grill	•
Fan grill	•
Special applications	•
User convenience	
Display	DirectSensor
SoftOpen	•
SoftClose	•
MultiLingual	•
Popcorn function	•
Time display	•
Clock synchronisation	•
Date display	•
Minute minder	•
Programmable start of cooking duration	•
Programmable end of cooking duration	•
Programmable cooking duration	•
Actual temperature display	•
Desired temperature display	•
Audible signal when desired temperature is reached	•
Recommended temperature	•
Recommended microwave power	•
Quick microwave	•
User programmes	20
Individual settings	•
Efficiency and sustainability	
Residual heat utilisation	•
Cleaning and care	
Stainless steel front with CleanSteel finish	•
Stainless steel oven compartment with linen structure and PerfectClean finish	•
Hinged grill element	•
CleanGlass door	•

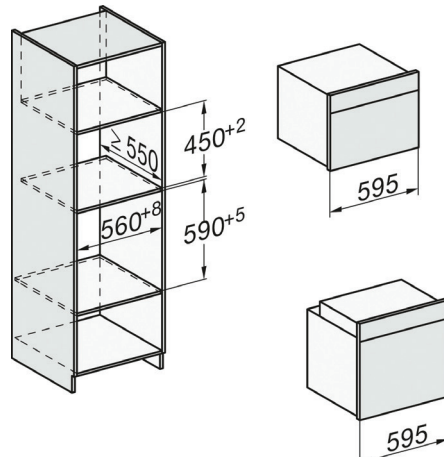
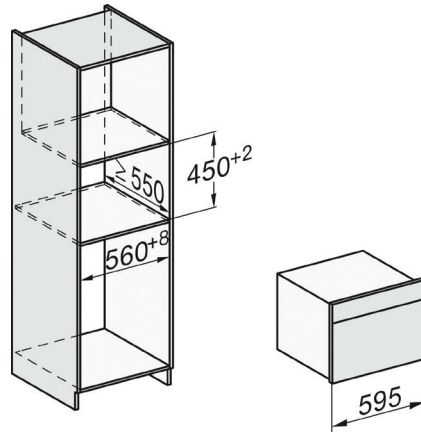
H 7440 BM Gen 7000 Speed Oven



Appliance networking	
Miele@home	•
MobileControl	•
WiFiConn@ct	•
Safety	
Appliance cooling system and touch-cool front	•
Safety switch-off	•
System lock	•
Sensor lock	•
Technical data	
Oven compartment volume in l	43
No. of shelf levels	3
Oven light	1 LED spot
Temperature regulation in °C	30-225
Electronically controlled microwave power	•
Power levels in W	80/150/300/ 450/600/850/1000
Niche width in mm	560-568
Niche height in mm	448-452
Niche depth in mm	550
Appliance width in mm	595
Appliance height in mm	446
Appliance depth in mm	542
Accessories supplied	
Wire rack with PerfectClean	1
Glass tray	1

Miele

H 7440 BM Gen 7000 Speed Oven



Miele

H 7464 BPX 60 cm Oven



Model and design	
Built-in oven	•
Handleless	•
Design line	ArtLine
Colour	Obsidian Black
Convenience features	
TasteControl	•
Rapid heat-up	•
Pre-heat	•
Food probe	•
Crisp function	•
Operating modes	
Defrost	•
Automatic programmes	•
Country-specific automatic programmes	•
Auto roast	•
Eco Fan plus	•
Grill	•
Fan plus	•
Intensive bake	•
Moisture plus	•
Moisture plus with Fan plus	•
Moisture plus with Conventional heat	•
Moisture plus with Intensive bake	•
Moisture plus with Auto roast	•
Conventional heat	•
Bottom heat	•
Fan grill	•
User convenience	
Display	DirectSensor
SoftOpen	•
SoftClose	•
Touch2Open	•
MultiLingual	•
Timed steam bursts programmable	•
Time display	•
Clock synchronisation	•
Date display	•
Minute minder	•
Programmable start of cooking duration	•
Programmable end of cooking duration	•
Programmable cooking duration	•
Actual temperature display	•
Desired temperature display	•
Audible signal when desired temperature is reached	•
Recommended temperature	•
User programmes	20
Individual settings	•

H 7464 BPX 60 cm Oven



Efficiency and sustainability	
Residual heat utilisation	•
Cleaning and care	
Pyrolytic self-cleaning	•
Unheated catalyser	•
Hinged grill element	•
CleanGlass door	•
Appliance networking	
Miele@home	•
MobileControl	•
WiFiConn@ct	•
Safety	
Appliance cooling system and touch-cool front	•
Safety switch-off	•
System lock	•
Door lock during pyrolytic cleaning	•
Sensor lock	•
Technical data	
Oven compartment volume in l	76
No. of shelf levels	5
Shelf level labelling	•
Oven light	1 LED spot
Temperature regulation in °C	30-300
Niche width in mm	560-568
Niche height in mm	590-595
Niche depth in mm	550
Appliance width in mm	554
Appliance height in mm	579
Appliance depth in mm	547
Accessories supplied	
Baking tray with PerfectClean	1
Universal tray with PerfectClean	1
Grilling and roasting insert	1
Wire rack with PyroFit	2
FlexiClip runners with PyroFit	1 pair
Removable side racks with PyroFit	1 pair
Descaling tablets	2

Miele

H 7464 BPX 60 cm Oven

